

HORSE RACING  
NATION



# COAST-TO-COAST PICK 5 PRO REPORTS



- Tips, Trends & Winning Plays



# Coast-to-Coast Pick 5

Sunday, January 15, 2023



1/ST

 SANTA ANITA  
PARK

 GULFSTREAM  
PARK

 COAST-TO-COAST

**PICK 5**


**EVERY  
SAT & SUN**

**LOW 15%  
TAKEOUT**

**SATURDAY/JAN 21**

 **RACE 3 - 3:59 EST**

 **RACE 9 - 4:06 EST**

 **RACE 11 - 5:06 EST**

 **RACE 6 - 5:29 EST**


 **RACE 8 - 6:29 EST**

**SUNDAY/JAN 22**

 **RACE 8 - 3:38 EST**

 **RACE 9 - 4:08 EST**

 **RACE 3 - 4:29 EST**

 **RACE 10 - 4:38 EST**

 **RACE 5 - 5:29 EST**





# Track Trends

TRACK TRENDS Gulfstream Park Turf: Routes				
	Post Position 1-3	4-6	7+	Total
Early 0 - 1 Lengths	13%	11%	3%	27%
Stalker 1 - 4 Lengths	13%	27%	18%	58%
Closer 4+ Lengths	3%	2%	10%	15%
Total	29%	40%	31%	
Last 62 races Average number of runners: 9.3 All %s are rounded up, totals are approximate				


TRACK TRENDS Gulfstream Park Dirt: Sprints				
	Post Position 1-3	4-6	7+	Total
Early 0 - 1 Lengths	25%	16%	8%	48%
Stalker 1 - 4 Lengths	23%	14%	6%	43%
Closer 4+ Lengths	3%	4%	2%	9%
Total	50%	34%	16%	
Last 167 races Average number of runners: 7.4 All %s are rounded up, totals are approximate				

TRACK TRENDS Santa Anita Turf: Routes				
	Post Position 1-3	4-6	7+	Total
Early 0 - 1 Lengths	17%	14%	5%	36%
Stalker 1 - 4 Lengths	17%	6%	13%	36%
Closer 4+ Lengths	9%	13%	6%	28%
Total	44%	33%	23%	
Last 64 races Average number of runners: 8.5 All %s are rounded up, totals are approximate				

SANTA ANITA PARK Turf: 5.5F - 5.99F (7 Races)				
	1-3	4-6	7+	Total
Early 0 - 1 Lengths	0%	29%	0%	29%
Stalker 1 - 4 Lengths	0%	29%	29%	57%
Closer 4+ Lengths	0%	14%	0%	14%
Total	0%	71%	29%	100%
Average Number of Runners: 8.86				



# Hot Trainers

<b>HOT TRAINERS</b> Gulfstream Park (Racing at GP - Saturday, Jan. 21) 				
	WINS LAST 10	IMPACT	WINS LAST 25	IMPACT
Larry Rivelli	4	105%	8	54%
Saffie A. Joseph, Jr.	4	98%	8	78%
Chad C. Brown	4	29%	7	-1%
Laura Cazares	3	238%	3	8%
Barry N. Croft	3	219%	3	71%
Shamir Maragh	3	80%	3	80%
Christophe Clement	3	72%	9	76%
Josie Carroll	3	70%	7	65%

<b>HOT TRAINERS</b> Santa Anita (Racing at SA - Saturday, Jan. 21) 				
	WINS LAST 10	IMPACT	WINS LAST 25	IMPACT
Jorge Periban	4	156%	5	71%
Jesus J. Uranga	4	49%	8	31%
George Papaprodromou	3	126%	4	41%
Jeff Mullins, Jr.	3	115%	3	115%
Simon Callaghan	3	108%	3	-16%
John W. Sadler	3	52%	5	4%
Mark Glatt	3	43%	6	30%
Daniel Azcarate	2	254%	2	12%



# Hot Jockeys - Dirt

TOP JOCKEYS Gulfstream Park Main Track			
HORSE RACING NATION			
JOCKEY	WINS/STS(%)	EXPECTED WINS (%)	HRN IMPACT(%)
Angel Morales	4 / 23	2	114%
Edwin Gonzalez	7 / 33	4	72%
Leonel Reyes	19 / 105	12	60%
Junior Alvarado	3 / 22	3	6%
Edgard J. Zayas	15 / 72	14	5%
Miguel Angel Vasquez	18 / 99	18	2%
Emisael Jaramillo	12 / 57	13	-7%
Kevin Krigger	2 / 17	2	-8%

TOP JOCKEYS Santa Anita Main Track			
HORSE RACING NATION			
JOCKEY	WINS/STS(%)	EXPECTED WINS (%)	HRN IMPACT(%)
Luis Contreras	2 / 10	1	196%
Mike E. Smith	6 / 14	3	83%
Armando Aguilar	4 / 27	2	71%
Tiago Josue Pereira	4 / 23	3	53%
Edwin A. Maldonado	11 / 49	8	42%
Ricardo Gonzalez	2 / 13	2	33%
Abel Cedillo	4 / 20	3	27%
Ryan Curatolo	2 / 22	2	23%

# Hot Jockeys - Turf

TOP JOCKEYS Gulfstream Park Turf Track			
HORSE RACING NATION			
JOCKEY	WINS/STS(%)	EXPECTED WINS (%)	HRN IMPACT(%)
Jesus M. Rios	2 / 11	1	296%
Shaun Bridgmohan	3 / 14	1	212%
Leonel Reyes	6 / 51	4	50%
Emisael Jaramillo	3 / 26	2	48%
Junior Alvarado	5 / 43	3	46%
Miguel Angel Vasquez	6 / 51	4	41%
Paco Lopez	6 / 49	6	4%
Edwin Gonzalez	4 / 41	4	4%

TOP JOCKEYS Santa Anita Turf Track			
HORSE RACING NATION			
JOCKEY	WINS/STS(%)	EXPECTED WINS (%)	HRN IMPACT(%)
Tiago Josue Pereira	3 / 18	1	117%
Luis Contreras	1 / 10	0	111%
Lanfranco Dettori	4 / 22	2	80%
Kyle Frey	6 / 45	4	46%
Umberto Rispoli	11 / 49	8	45%
Joe Bravo	6 / 40	4	42%
Hector Isaac Berrios	7 / 40	5	39%
Juan J. Hernandez	15 / 57	11	38%



Saturday, January 21, 2023

# Sire Moves

Sunday, January 22, 2023

Race	#-Horse (ML)			Sire	Races	Race Info	Sts	W%	HRN Impact
	Total %	Win %	HRN Impact %						
GP-9	6-Perfect Day (10/1)			Competitive Edge	Last	Dirt route	187	12%	-23%
	59%	7%	33%	Competitive Edge	This	Dirt sprint	962	20%	9%
GP-10	4-Midnight Hurricane (5/1)			Midnight Storm	Last	Synth route	42	12%	-17%
	-83%	-10%	-62%	Midnight Storm	This	Synth sprint	50	2%	-79%
GP-11	1-Gospel Way (8/1)			Brody's Cause	Last	Synth route	80	13%	15%
	-64%	-8%	-63%	Brody's Cause	This	Turf route	110	5%	-48%
GP-11	4-Derzkii (12/1)			Frac Daddy	Last	Synth route	130	12%	-10%
	27%	3%	61%	Frac Daddy	This	Turf route	41	15%	51%
GP-11	6-Sensei Lawrence (20/1)			Mastery	Last	Dirt sprint	311	12%	-21%
	-44%	-5%	-11%	Mastery	This	Turf route	75	7%	-32%
GP-11	7-Thenorthremembers (8/1)			Violence	Last	Synth route	207	13%	-13%
	-27%	-4%	-6%	Violence	This	Turf route	602	9%	-19%
GP-11	8-Dubby Dubbie (10/1)			Ice Box	Last	Synth route	91	15%	25%
	-52%	-8%	-38%	Ice Box	This	Turf route	259	7%	-12%
GP-11	9-Mr Mac Quhae (15/1)			Classic Empire	Last	Synth route	64	16%	14%
	-26%	-4%	4%	Classic Empire	This	Turf route	78	12%	18%
SA-3	2-Our Shining Light (IRE) (4/1)			War Command	Last	Synth route	9	44%	79%
	-67%	-30%	-48%	War Command	This	Turf sprint	34	15%	31%
SA-3	4-Encode (12/1)			Empire Maker	Last	Dirt sprint	719	14%	-14%
	-48%	-6%	-15%	Empire Maker	This	Turf sprint	84	7%	-29%
SA-5	1-King of Speed (4/1)			Jimmy Creed	Last	Turf sprint	208	12%	-13%
	53%	6%	15%	Jimmy Creed	This	Dirt sprint	1318	18%	2%
SA-5	6-El Diablo Rojo (5/1)			Clubhouse Ride	Last	Dirt route wet	8	13%	-47%
	35%	4%	53%	Clubhouse Ride	This	Dirt sprint	467	17%	7%
SA-5	8-Midnight Special (8/1)			Vronsky	Last	Turf sprint	316	12%	5%
	29%	4%	-2%	Vronsky	This	Dirt sprint	1475	16%	3%
SA-6	6-Ivory Sky (20/1)			Sky Kingdom	Last	Dirt route	185	18%	16%
	-60%	-11%	-6%	Sky Kingdom	This	Turf route	82	7%	9%
SA-6	7-Devil Moon (5/1)			Malibu Moon	Last	Dirt route	3163	15%	-5%
	-26%	-4%	-4%	Malibu Moon	This	Turf route	1849	11%	-9%
SA-7	4-Thanks Maggio (ARG) (12/1)			Hit It a Bomb	Last	Turf sprint wet	8	13%	-0%
	31%	4%	19%	Hit It a Bomb	This	Dirt route	49	16%	19%
SA-8	7-Tiz an Edventure (6/1)			Tiznow	Last	Synth route	432	18%	2%
	-35%	-6%	-8%	Tiznow	This	Turf route	1287	12%	-7%

Will this horse improve on the turf? What about Tapeta? Or going sprint to route?



The **Sire Moves** report answers all these questions by highlighting the biggest pedigree moves each day – whether positive or negative.

Race	#-Horse (ML)			Sire	Races	Race Info	Sts	W%	HRN Impact
	Total %	Win %	HRN Impact %						
GP-8	6-Crack Shot ()			Freud	Last	Synth sprint	212	17%	-0%
	-27%	-5%	7%	Freud	This	Turf sprint	859	12%	7%
GP-8	7-Alexis S ()			Mohaymen	Last	Dirt sprint	259	19%	26%
	-76%	-15%	-94%	Mohaymen	This	Turf sprint	22	5%	-68%
GP-10	10-Modus ()			Frosted	Last	Synth route	92	17%	15%
	-70%	-12%	-72%	Frosted	This	Turf route	192	5%	-57%
GP-10	11-Uncle Mark ()			Friesan Fire	Last	Dirt sprint	2023	13%	-2%
	-56%	-8%	-32%	Friesan Fire	This	Turf route	170	6%	-34%
GP-10	2-Good Soldier ()			Liam's Map	Last	Synth route	86	17%	16%
	-20%	-3%	-8%	Liam's Map	This	Turf route	279	14%	8%
GP-10	3-Order of Magnitude ()			Curlin	Last	Dirt route	3330	18%	7%
	-37%	-7%	-11%	Curlin	This	Turf route	1626	12%	-4%
GP-10	4-Makin Bank ()			Empire Maker	Last	Synth route	227	19%	14%
	-49%	9%	-36%	Empire Maker	This	Turf route	710	10%	-21%
GP-10	6-Frosty Warrior ()			Congrats	Last	Synth route	379	13%	-3%
	-24%	-3%	-1%	Congrats	This	Turf route	1327	10%	-5%
GP-10	8-Wild Flight ()			Noble Bird	Last	Synth route	81	15%	13%
	-55%	-8%	-22%	Noble Bird	This	Turf route	30	7%	-9%
GP-10	9-Media Sensation ()			Exaggerator	Last	Synth route	124	19%	30%
	-52%	-10%	-39%	Exaggerator	This	Turf route	292	9%	-10%
SA-3	1-Finally Here ()			Uncle Mo	Last	Dirt sprint	2059	17%	-10%
	-22%	-4%	-1%	Uncle Mo	This	Turf sprint	447	13%	-11%
SA-3	3-Ted ()			Commissioner	Last	Dirt sprint	759	16%	5%
	-34%	-5%	-21%	Commissioner	This	Turf sprint	88	10%	-16%
SA-3	4-Barristan The Bold (GB) ()			Excelebration (IRE)	Last	Dirt route	1	0%	100%
	N/A	29%	144%	Excelebration (IRE)	This	Turf sprint	24	29%	44%
SA-3	5-Winding ()			Coil	Last	Dirt route wet	7	14%	-27%
	-33%	-5%	47%	Coil	This	Turf sprint	42	10%	20%
SA-4	3-Agree to Settle ()			Smiling Tiger	Last	Turf sprint wet	10	10%	-7%
	58%	6%	-3%	Smiling Tiger	This	Dirt sprint	1332	16%	-10%
SA-5	3-Larry's Legend ()			Creative Cause	Last	Turf sprint wet	34	3%	-71%
	353%	10%	84%	Creative Cause	This	Turf route	810	13%	13%
SA-5	4-Niles Channel ()			Shackleford	Last	Dirt route	1095	16%	2%
	-34%	-5%	-12%	Shackleford	This	Turf route	436	10%	-10%
SA-5	6-Tembo ()			Carpe Diem	Last	Dirt route	403	16%	-3%
	-31%	-5%	-6%	Carpe Diem	This	Turf route	369	11%	-9%
SA-5	7-East Rand ()			Denman (AUS)	Last	Synth route	33	30%	89%
	-61%	-19%	-87%	Denman (AUS)	This	Turf route	85	12%	2%



For more information what's in this packet, check out the rest of the **HRN Pro Reports**. The reports tackle the most difficult handicapping challenges that players face every day:

**Pace report** - Finds the fastest and slowest paces at every track

**Post-position bias report** - Identifying good & bad posts at every track and distance

**Shipper stats report** - How shippers do coming into every track

**First-timer insight report** - Help identifying live 1st and 2nd-timers

**Jockey report** - Which jockeys are good and bad bets and when?

**NEW! Sire Moves report** - Highlights the biggest pedigree moves each day – whether positive or negative.

**NEW! Horses to Single report** - Shows the best potential singles from around the entire country, and the most recent results.

All 7 reports are available daily, both individually and as part of the HRN Pro Membership package!



*Get daily access to these 7 insider reports answering some of the toughest questions facing handicappers every day!*



*The Super Screener is a proven system based on a 20+ year study*

*Power Picks use a powerful AI technology to rank each horse*



*Get all of these tools with an HRN Pro Membership!*

